

# Rickleton Primary School Pupil Handbook

Made by the School Council

# Contents Page

1. Front Cover
2. Contents page
3. Key Information
4. Uniform and what to bring to school
5. School Lunches
6. Class Dojo
7. Class Colours
8. Headteacher, Deputy Headteacher, Assistant Headteacher and EYFS Staff
9. KSI Staff
10. Lower KS2 Staff
11. Upper KS2 Staff
12. Respectful, Proud, Safe
13. Vision and Values
14. Aspirational Concepts
15. Values Station
16. Who can I talk to at school? Five Ways to Wellbeing
17. School Council
18. Eco Council
19. Music at RPS
20. Choir
21. Rickleton Plus
22. EYFS
23. KS2 Families
24. KS2 Families
25. KS2 Families
26. Curriculum
27. Collaborative Learning Week
28. Physical Education
29. School Trips
30. How to keep yourself safe

This pupil handbook has been created by the 2024/2025 School Council. We hope you find this handbook useful and please ask a member of the School Council for more information! We are happy to help.

# Key information

The start and end times for our school day are staggered based on each year group.

## **Nursery timings:**

Morning session: 8.45 to 11.45am

Afternoon session: 12.30pm to 3.30pm

\*Nursery pupils arrive and exit via the Nursery door at the front of the school building.



## **Reception timings:**

Opening time: 8.45 - 8.55am (Soft opening)

Registers close: 9am

End of day: 3.15pm

\*Reception pupils arrive and exit via the long corridor doors at the front of the school building.

## **Year 1 and 2 timings:**

Opening time: 8.45 - 8.55am (Soft opening)

Registers close: 9am

End of day: 3.20pm

\*Y1 and Y2 pupils arrive and exit via the Y1 yard near to the main entrance of the school building.



## **KS2 (Y3 to Y6) timings:**

Opening time: 8.45 - 8.55am (Soft opening)

Registers close: 9am

End of day: 3.30pm

\*KS2 pupils arrive and exit via the classroom and area doors from the KS2 yard at the back of school.

\* Y5 and 6 children can walk home unaccompanied at 3.30pm if parents give permission.



# Uniform

## Rickleton Primary School Uniform

### Main Uniform

- Red Cotton Mix jumper or cardigan only in red with the school logo (where possible). As the school jumper/cardigan is the visual representation of the school, we are keen that the logo is present and we can offer financial support where necessary
- White collared polo shirt
- Grey trousers, shorts or skirts (not leggings or tracksuit bottoms).
- Tights must be black. Socks must be black or white.
- Grey pinafores can also be worn.
- Red gingham print dress for the summer months (April to July)
- Footwear – Flat plain black school shoes (not trainers) must be worn.
- Flat plain black ankle boots (not Uggs or Dr. Martin style) may be worn between November and March



## What to bring to school ...

- Book bag
- Red Reading Record Book
- PE Kit
- Water Bottle
- Homework Book
- Coat



# School Lunches

Each day you are offered a healthy, nutritious and colourful meal. Children often have two choices to choose from, a wide range of puddings and a selection of salad. Children in KS2 also have the option to bring packed lunch.

## FOR A HEALTHY LUNCHBOX PICK & MIX SOMETHING FROM EACH GROUP 1-6



- Packed lunches can occasionally include:
- Meat products such as sausage rolls, individual pies and sausages
  - Plain cake or biscuit.
  - Crisps and other baked snacks
  - Biscuits, small cakes and other sweet snacks (we ask that parents do not include bars of chocolate).

## Packed Lunches We hope this advice helps parents when providing a packed lunch:

- Packed lunches should include:
- At least one portion of fruit and one portion of vegetables every day. Please ensure that fruit & vegetables are cut into appropriate sizes, especially grapes which should be cut in half.
  - Some protein based food (meat, fish, eggs, beans and lentils) every day.
  - Starchy food such as any type of bread (white or wholegrain roll, pitta bread or wraps), pasta, rice, couscous, noodles, potatoes or another cereal every day.
  - Dairy food such as milk, cheese, yoghurt, fromage frais or custard every day.
  - Only water (including cordial), fruit juice, milk, yoghurt or milk drinks and smoothies to drink (no fizzy drinks or caffeine drinks please).

- \* FOR THE SAFETY OF OUR PUPILS WITH ALLERGIES\*, please NEVER include:
- Nuts of any kind.
  - Peanut butter.
  - Nutella (or any nut based chocolate spread).
  - Flapjack (as this regularly includes nuts).
  - Cereal bars which include nuts.
- (If in doubt, please check labels carefully)



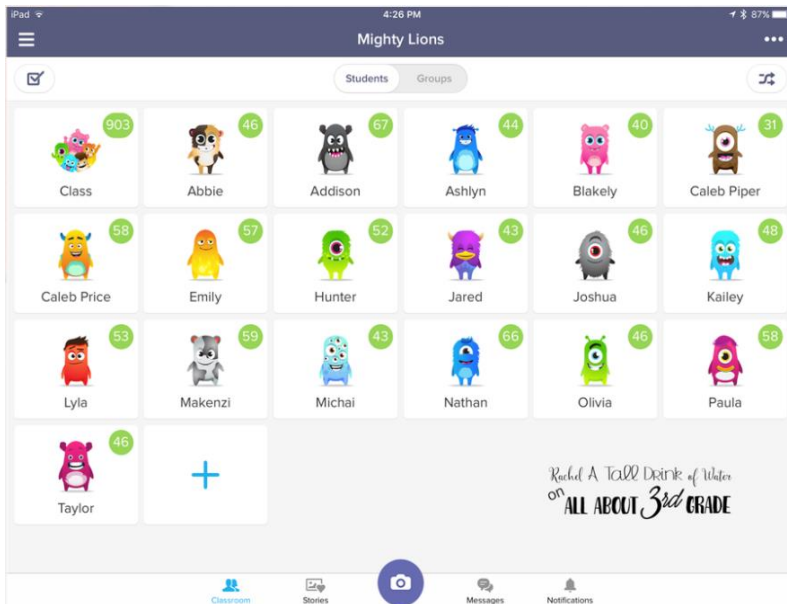
## An example menu:

	Week 1	Week 2	Week 3
Monday	Tomato and Basil Pasta with Garlic Slice Sandwich Selection Pancakes	Vegetarian Pizza with Herby Diced Potatoes and Vegetables Sandwich Selection Fruit Salad with Frozen Yoghurt	Cheese & Tomato Swirl with Seasoned Diced Potatoes and Vegetables Jacket Potato Ice-Cream Pot
Tuesday	Breaded Chicken Chunks with Seasoned Potato Wedges and Baked Beans Jacket Potato Chocolate Krispie Crunch	Homemade Sausage Roll with Potato Criss-Cuts and Baked Beans Jacket Potato Marble Cookie	Sausage and Egg with Potato Rosti and Baked Beans Sandwich Selection Strawberry Muffin
Wednesday	Bolognese with Pasta Sandwich Selection Raspberry Crumble Muffin	Beef Meatballs with Pasta with Herby Bread and Vegetables Sandwich Selection Fruity Flapjack	Chicken Curry with Rice, Naan Bread and Vegetables Jacket Potato Sunderland Courting Cake with Custard
Thursday	Chicken Fillet with Yorkshire Pudding, Roast Potatoes, Vegetables and Gravy Jacket Potato Lemon Drizzle Traybake with Custard	Roast Chicken Fillet with Baby New Potatoes, Yorkshire Pudding, Gravy and Vegetables Jacket Potato Chocolate Brownie with Ice- Cream	Savoury Mince with Yorkshire Pudding, Roast Potatoes, Gravy and Vegetables Sandwich Selection Chocolate or Strawberry Mousse
Friday	Breaded Fish Star with Chips and Peas Sandwich Selection Gingerbread Man	Fish Fingers with Chips and Peas. Jacket Potato Orange Crisp Biscuit	Fish Fingers with Chips and Peas Sandwich Selection Oaty Crunch Biscuit

# Class Dojo

At RPS we use Class Dojo. You can create your own Dojo 'monster' which allows staff to give positive, and sometimes negative Dojo points as a reward for a variety of actions. These may be to do with class work, behaviour, homework, manners etc. When you reach **50 Dojo points**, you get to choose a reward from the Dojo prize box.

At the end of each term, we reset all points across school to zero to give you a fresh start. Here is an example below-



# Class Colours

At RPS we refer to each class as a colour. Please see below the colour for each class-



Year Group	Class Colour	Teacher	Support Staff
Nursery	Rising Rainbows	Miss Holland	Ms Laidler Mrs Robson Mrs Gregory
	Rainbow Nursery	Miss Ebdon	
Reception	Berry	Mrs Meredith	Miss Johnson
	Ruby	Miss Forsyth	
Year 1	Coral	Mrs Carter	Mrs Burn Miss Ramshaw
	Amber	Mrs Croydon	
Year 2	Saffron	Mrs Holt	Mrs Hunter Mrs Tulip
	Honey	Mrs S O'Connor Mrs K O'Connor	
Year 3	Mint	Ms Conway	Mrs Carlson Mrs Smith
	Emerald	Miss Oliver	
Year 4	Sapphire	Mrs Banks	Mrs Hallimond Mrs Reay
	Teal	Mr Booler	
Year 5	Indigo	Mr Woodhead	Mrs Bogan Mrs Young
	Lilac	Miss Piercy	
Year 6	Magenta	Mrs Dhinsa	Mrs Quinlivan
	Fuchsia	Mrs Couling	

# Staff

## Headteacher, Deputy Headteacher and Assistant Headteachers



Mrs Price  
Headteacher

Mr Baker  
Deputy  
Headteacher

Mrs O'Connor  
Assistant  
Headteacher

Mrs Wilson  
Assistant  
Headteacher

## EYFS Staff- Nursery and Reception

Miss Ebdon	Mrs Meredith	Miss Forsyth
Nursery Teacher	Berry Teacher	Ruby Teacher

Ms Laidler	Mrs Robson	Miss Johnson	Mrs Gregory
Support Staff	Support Staff	Support Staff	Support Staff

# Staff

## KSI Staff Year 1




Mrs Carter  
Coral Class  
Teacher



Mrs Croyden  
Amber Class  
Teacher



Mrs Burn  
Support Staff



Miss Ramshaw  
Support Staff

## Year 2



Mrs Holt  
Saffron Class  
Teacher



Mrs S  
O'Connor  
Honey Class  
Teacher



Mrs K  
O'Connor  
Honey Class  
Teacher



Mrs Hunter  
Support Staff



Mrs Tulip  
Support Staff

# Staff

## KS2 Staff Year 3



Ms Conway  
Mint Class  
Teacher



Miss Oliver  
Emerald Class  
Teacher



Mrs Carlson  
Support Staff



Miss Smith  
Support Staff

## Year 4



Mrs Banks  
Sapphire Class  
Teacher



Mr Booter  
Teal Class  
Teacher



Mrs Hallimond  
Support Staff



Mrs Reay  
Support Staff

# Staff

KS2  
Staff

Year 5



Miss Piercy  
Lilac Class  
Teacher

Mr Woodhead  
Indigo Class  
Teacher

Mrs Bogan  
Support Staff

Miss Young  
Support Staff

Year 6



Mrs Dhinsa  
Magenta Class  
Teacher

Mrs Couling  
Fuchsia Class  
Teacher

Miss  
Quinlivan  
Support Staff

# Respectful, Proud, Safe.



Rickleton Primary School (RPS) reminds us that we need to be Respectful, Proud and Safe (RPS).

We learn about these values through learning in and out of the classroom but particularly through our whole school assemblies. Each half term takes a focus on being respectful, proud or safe, with a theme linked to each values so that children develop a deep understanding of the varied forms of each.

**Respectful** - This takes many forms, particularly being respectful of others in how we treat them. This encapsulates many core themes such as anti-bullying, discrimination, religion and also links strongly with the British Values of tolerance and respect.

**Proud** - We also celebrate our positive mental health. You will get the opportunity to think about being proud of others, whether that be their friends in school or their family at home.

**Safe** - The final of our values is potentially the most important, where we learn to keep ourselves safe. This takes various forms including links to online safety and messages linked to more physical dangers such as road safety, water safety etc.



## Our Values

Do you know how to live them out?



RESPECTFUL

PROUD

SAFE

# Vision and Values

At Rickleton, we want everybody to be happy, proud and safe. Below is an outline of our school vision.



## Rickleton Primary School Vision



### What do we want for our pupils?

Our vision is that every child at Rickleton Primary School feels happy and has a passion for learning. This is the result of a rich and varied curriculum driven by excellent teaching and access to a wealth of exciting, challenging and motivating opportunities. All children will come to a safe and inclusive school, where everyone is celebrated for who they are.

We believe that children should be curious about their learning. Through our engaging curriculum, we ensure that children can foster a passion for learning that will help to develop high aspirations and a lifetime of memories. We believe in ensuring that children receive a well-rounded curriculum; where individual talents can be spotted and nurtured to ensure that all children experience success and reach their full potential.



Our curriculum is designed to ensure that you can be an ambitious and curious learner. Teachers carefully plan lessons to be creative, inclusive and challenging for you to develop basic skills.

Build resilience and positive learner attributes so children understand that failing is part of progressing.



Be aware of the diverse and varied world which exists both nationally and internationally.



### Rickleton Primary School - Curriculum Vision

We aim to provide a **creative, inclusive, challenging real-world** curriculum relevant to the local and world-wide context of Rickleton Primary School today. Learning, built on the development of **strong basic skills**, will inspire **deep knowledge and transferable skills** which progress from each individual's starting points.



Have strategies which help them manage the pressures of modern culture and help them to be physically and emotionally healthy.

We want to **inspire curious and ambitious learners, with a passion for education, giving them a thirst for knowledge** to become the **innovators and problem solvers of the future**. By immersing children in an environment which **celebrates tolerance and equality**, children will learn to **communicate their thoughts and opinions in respectful ways**.

Celebrate and be proud of the heritage of their local area and nation and understand how this affects how we live today.



At Rickleton Primary School, we believe that children **thrive and build resilience** in an environment which is **safe, inclusive and supportive of their well-being**. By providing this environment, we believe every child is able to achieve their **best possible outcomes** and feel **celebrated** for who they are. Our curriculum supports learners to be **proud to achieve** their potential **academically, socially and emotionally** whilst encouraging them to become **ambitious, life-long learners**.



Understand and put in to practise the skills which keep them safe in a wide variety of situations.



Know the importance of following the 3 school rules and be proud to share their successes.



Develop life-long knowledge, skills, hobbies and interests which allow each individual to have ambitious aspirations.

# Aspirational Concepts

We believe that everybody has the potential to be successful in whatever they put their mind to! Therefore, in September 2023, RPS introduced 'Aspirational Concepts'. Each subject has an individual 'Aspirational Concept' which is referred to during your lessons. This outlines the key skills and knowledge that you will build in each subject and where this could lead you in the future. Below is an example of the Aspirational Concept for a 'Rickleton Pupil'-

Rickleton Primary School - EYFS Aspirational Concepts KS1




To be a Rickleton Pupil, I...					
Grow in independence and learn to take care of myself.	Am resourceful and tackle problems confidently.	Develop positive attitudes towards learning.	Communicate effectively with friends, familiar adults and unknown adults using good manners.	Develop positive social behaviours, including following the 3 school rules.	Am respectful, proud and safe in and out of school.

**To be a Rickleton Pupil, I...**

Can look after myself.

Can solve problems myself.

Try hard in my work.



Am happy to speak to friends and adults.

Follow the 3 school rules.

Am respectful, proud and safe in and out of school.

To be a Rickleton Pupil, I...					
Grow in independence and learn to take care of myself.	Am resourceful and tackle problems confidently.	Develop positive attitudes towards learning.	Communicate effectively with friends, familiar adults and unknown adults using good manners.	Develop positive social behaviours, including following the 3 school rules.	Am respectful, proud and safe in and out of school.

**To be a Rickleton Pupil, I...**

Grow in independence and learn to take care of myself.

Am resourceful and tackle problems confidently.

Develop positive attitudes towards learning.



Develop positive social behaviours, including following the 3 school rules.

Communicate effectively with friends, familiar adults and unknown adults using good manners.

Am respectful, proud and safe in and out of school.

# Values Station

The values we have as people and those we use when we interact with others is possibly the most important aspect of life. In every area of school, our 'Values Station' reminds us of how to act as a member of Rickleton Primary School, Britain and the wider world.



## The British Values



Are you a good citizen?

**Respect**

**Rule of Law**

**Democracy**

**Tolerance**

**Individual  
Liberty**



## 3 School Rules



Do you know them and follow them?

Show respect and good manners to everyone and everything

Be kind and honest at all times

Follow instructions with care

# Who can I talk to at school?



Who can I go to for help? Designated Safeguarding Lead:



Mrs Price [HT]



Mr Baker [DHT]



Mrs O'Connor (AHT)



Mrs Wilson (AHT)

## Five Ways To Wellbeing

At Rickleton, pupils are encouraged to focus on 5 Ways to Wellbeing, in order to be physically and emotionally healthy now and for the rest of their lives.

Evidence suggests there are 5 steps you can take to improve your mental health and wellbeing. Trying these things could help you feel more positive and able to get the most out of life:



# School Council

Our school council plays a vital part in the running of our school. The children meet regularly to discuss issues in school and to make suggestions for further action. The school council members meet with Miss Forsyth to review the things which happen in school and to see what improvements can be made to our school.

## School Council Aims 2024/25

The following aims were discussed and chosen by the school council.

- Give every pupil a voice.
  - To help ensure the school is attractive and appealing to the children, staff and visitors.
  - To be good role models showing kindness, helpfulness and to show respect to all.
  - Respectfully share the views of their class.
  - To help the school improve any school issues.
  - Make our learning environments the best they can be.
- Children and adults to be happy, have fun and be safe.
- Contribute to charity and organise whole school events.



Jack  
Wimshurst  
Year 1  
Coral



Myles  
Mann  
Year 1  
Amber



Ava  
Taylor  
Year 2  
Honey



Ethan  
Nairn  
Year 2  
Saffron



Alba  
Reay  
Year 3  
Emerald



Zara  
Hudson  
Year 3  
Mint



May  
Harrison  
Year 4  
Sapphire



Lillie  
Baker  
Year 4  
Teal



Tom  
Richardson  
Year 5  
Lilac



Megan  
Hall  
Year 5  
Indigo



Amelia  
O'Connor  
Year 6  
Magenta



Isabelle  
Dinsdale  
Year 6  
Fuchsia

## School Council 2024- 2025

# Eco Council

The Eco Council elections have taken place in the Autumn term where children across the school have visited the Polling Station to vote for their class Eco Councillor.

The Eco Council meet regularly with Mrs Croydon to discuss current issues. They have recently carried out a litter pick to collect rubbish from around the school grounds.



Sofia  
McGinty  
no photo



# Eco Council 2024- 2025

# Music at RPS

We are very passionate about music at RPS. Alongside weekly Music lessons there is a wide offering of music for all pupils. All children take part in weekly big sing sessions where pupils learn new songs and sing together with their friends. We also offer Rock Steady lessons and music lessons.



## Live Performances



There is nothing quite like watching a live show, concert or theatrical performance. During the summer term last year, pupils from across KS1 and KS2 had an exciting and interactive performance of *The Jungle Book*. This included acting, audience participation and lots of singing along! We were enthralled by the incredible moving scenery, stage lighting, costumes and live singing.

Pupils in Year 3 were lucky enough to enjoy a theatre workshop after the performance to learn all about how the sound equipment and scenery worked. They also were given the opportunity to try on some of the costumes with moving parts- we had some very scary tigers in Year 3!

## Rock Steady

At Rickleton we LOVE to hear our musicians perform. Children in Y1 - Y6 can enjoy learning to play as part of their own 'Rock Band'. This includes electric guitars, drums, keyboards and vocalists. You can then showcase your talent for other pupils, family members, staff and governors throughout the year during regular concerts. During the summer term bands performed an eclectic variety of songs including music from Guns 'N' Roses and Katie Perry!



## Music lessons



At Rickleton Primary School we provide several options for children interested in learning to play an instrument outside of the classroom.

Children in KS2 have the opportunity to learn from visiting music professionals each week as part of individual or small group tuition. The instruments currently being taught in this way are violin, guitar, flute, clarinet, drums, piano and trumpet.

## Choir

We love music at Rickleton and are very proud of the impact our choir have in school and the local community.

Choir is open to any children from Y4 to 6 who give up an hour each week after school to practise and prepare songs for a variety of events. Mrs Holt leads choir, supported by Miss Forsyth, and shares her own skill for singing with the children.

As an outlet to share their skills, the choir have recently performed at a range of venues including, Beamish Museum, Fatfield Art Centre, Durham Cathedral and the House of Destiny Church.








# Rickleton Plus

Nursery through to Year 6 can attend Rickleton Plus before and after school. Our before school provision starts at 7.30am until our school day starts at 8.50am. Rickleton Plus staff will safely walk you to the correct entrance at the start of the school day.

There are a range of different activities available for you to enjoy, such as games, books and art activities. You can also receive breakfast and a drink of your choice. Breakfast includes a range of cereals, toast, fruit and different juices.

Rickleton plus also offer exciting and fun holiday clubs. Here is an example of what is on offer over the Easter Holidays.

Monday 14 <sup>th</sup> April 2025	Tuesday 15 <sup>th</sup> April 2025	Wednesday 16 <sup>th</sup> April 2025	Thursday 17 <sup>th</sup> April 2025
8.00am-9.30am Breakfast & Free Choice	8.00am-9.30am Breakfast & Free Choice	8.00am-9.30am Breakfast & Free Choice	8.00am-9.30am Breakfast & Free Choice
<b>Farm Day</b> 9.30am - 12 Make & decorate your own Farmyard to take home 	<b>Indoor Camping Day</b> 9.30am - 12 *Bring in pjs or comfy clothes, pillow, sleeping bag, teddy etc to set up your own camping den with your friends 	<b>Easter Baking</b> 9.30am - 12 Bake some Easter Cakes/ Biscuits to take home 	<b>Easter Day</b> 9.30am - 12 Take part in our Easter Egg Competition. Decorate an Easter Egg. Prizes to be won! 
<b>Lunch 12 – 1.00pm</b> Chicken nuggets & Chips Mini Muffin	<b>Lunch 12 – 1.00pm</b> Sausages, Wedges & Beans Cookie	<b>Lunch 12 – 1.00pm</b> Make your own pizza & Wedges Ice cream	<b>Lunch 12 – 1.00pm</b> Pasta & Garlic Bread Yogurt
<b>Farm Day Continued</b> 1pm – 3pm Join in with a variety of 'Farm' themed games, including milk the cow 	<b>Indoor Camping Day Continued...</b> 1pm – 3pm Make a picnic snack and camping crafts and games 	<b>Easter Egg Hunt</b> 1pm – 3pm Take part in our Easter Egg Hunt, who will solve the clues and win a reward! 	<b>Easter Day Continued...</b> 1pm – 3pm Easter Party. An afternoon full of party games, fun & food 
3.00pm - 4.00pm Snack & Quiet Time	3.00pm - 4.00pm Snack & Quiet Time	3.00pm - 4.00pm Snack & Quiet Time	3.00pm - 4.00pm Snack & Quiet Time

## Rickleton Plus Staff



Mrs Smith



Mrs Bell



Mrs Kent



Mrs Hopwood

# EYFS



We have a fantastic outdoor learning environment where children and practice key skills. we enjoy riding bikes, playing with water, building and digging!

All EYFS children access Forest School once a week. Each week is themed around a book and we learn all about seasonal changes across the course of the year.



# KS2 Families

In KS2, each child is in a KS2 Family. Our 8 families are made up of a maximum of 30 children from Year 3 to Year 6. Family groups meet at least once per half term, often linked to National events such as Safer Internet Day, World Book Day etc. They also work well as part of Collaborative Learning weeks when the whole school are studying the same topic.

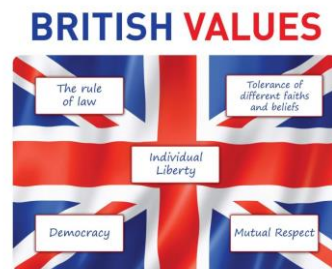
Family competitions also encourage Families to work as a team to achieve a common goal and, by basing competitions on different subject areas across the year, allow pupils to practise and develop new skills they may not know they had.

The winning family at the end of the academic year will enjoy a **visit to the cinema.**



# KS2 Families

Each KS2 Family has two leaders which were voted for by the children. The names of the families and their leaders are below-



Rickleton Family Names and Teachers	Leaders
Attenborough- Miss Oliver and Miss Hallimond	Lloyd James Megan Henry
Nightingale- Mrs Couling and Ms Quinlivan	Ashton Ellens Goda Giliute
Souter- Mrs Banks and Ms Young	Edan Mounsey Cece Hedley
Windsor- Mrs Dhinsa and Mrs Reay	Joe Harle Mia Moorhead
Armstrong- Mr Woodhead and Mr Miller	Aaron Barker Eva Baker
King- Mrs Conway and Mrs Smith	William Wright Poppy Fletcher
Rashford- Miss Robson and Mrs Bogan	AJ Bywater Sophia Atcheson
Watts - Mr Booler and Mrs Carlson	Rio Randhawa Isla Dellow

# KS2 Families

We thought long and hard about the role model we wanted to choose to create our family name. We thought about the values that person held and what they had achieved. Here is an example below-



**Martin Luther King Jr.** was an American Baptist minister, activist, and political philosopher who was one of the most prominent leaders in the civil rights movement from 1955 until his assassination in 1968.

A Black church leader and a son of early civil rights activist and minister Martin Luther King Sr., King advanced civil rights for people of color in the United States through nonviolence and civil disobedience.

Inspired by his Christian beliefs and the nonviolent activism of Mahatma Gandhi, he led targeted, nonviolent resistance against laws and other forms of discrimination in the United States. King participated in and led marches for the right to vote, desegregation, labour rights, and other civil rights.



**Dr Phil Souter OBE**, is a scientist born and living in Longbenton, Newcastle. A Senior Director working in our Laundry Research and Development, he received an OBE for his services to Medical Research.

As part of his work, Phil discovered the technology which enables a 4g packet of powder to transform 10 litres of dirty, contaminated water using only a bucket, a spoon and a cloth – rendering it drinkable.

Here is credited with saving the lives of many, many people in countries where clean drinking water was not available. He invention costs only pennies but has had a huge impact all over the world.



Each KS2 family designed their own family crest to reflect the values that they felt were most important to them. Here is an example of Attenborough.

# Curriculum

At RPS, we offer a wide range of subjects. There is something for everyone! You can visit our school website with your grown up to find out more information about each subject!



**Reading & Phonics  
(inc. Spelling)**



**Writing**



**Maths**



**Science**



**Art**



**Computing (inc. E-  
safety)**



**Design  
Technology**



**Geography**



**History**



**MFL (French)**




**Music**



**Physical  
Education**



**PSHCE & RSE**



**Religious  
Education**

# Collaborative Learning Week

At RPS we love learning together. Every term, all children take part in 'Collaborative Learning Week'. This is when everyone learns about the same theme. In the past we have learned about Britian Through the Decades, Toy Story, Music and Our Local Community.

Most recently we celebrated and developed our understanding of our Local Heritage.

Throughout school we completed a range of tasks and themed activities. We learned about churches and cathedrals and were even lucky enough to visit Durham Cathedral!



# Physical Education

At RPS, we are very passionate about sport and keeping fit. Each class will take part in PE once a week. Our PE is delivered by Mr Todd. Alongside this, Mr Todd offers lots of after school clubs, such as football, and additional PE sessions throughout the year. Please find below a timetable of when each year group has physical education.



Mr Todd  
Simply Sport Coach



Mr O'Brien  
Simply Sport Coach

Year Group	PE Day
Rising Rainbows	Thursday
Nursery	Thursday
Reception	Tuesday
Year 1	Wednesday
Year 2	Wednesday
Year 3	Friday
Year 4	Friday
Year 5	Thursday
Year 6	Monday



Mr Miller  
Simply Sport Coach



## PE Kit


You must wear RPS PE kit for PE lessons and after school clubs. This includes a red t-shirt, plain black shorts, black jogging bottoms and black plimsoles.




# School trips

At Rickleton, we believe that real life experiences enhance our learning. Therefore, we offer a wide range of school visits and visitors throughout the year. Below is an example of some of the school trips that take place from Nursery to Year 6.

Nursery- Tiny Tweeties		
Reception- Tynemouth Aquarium		
Year 1- Washington Wetlands		
Year 2- Beamish		
Year 3- Chance to Shine Cricket		
Year 4- Jarrow Hall		
Year 5- Ford Castle Residential		
Year 6- York		



Keep yourself safe.



Made by the School Council  
2024-2025