


# The Teaching of Reading



# Today's Meeting



- Aims and process of Read Write Inc.
- How to help your child at home.



# What Is the EYFS?





The **Early Years Foundation Stage** covers the first stage of a child's care from birth to five years old. It sets the standards to ensure that all children learn and develop, as well as keeping them healthy and safe.

All schools and Ofsted registered early years providers in England must follow the EYFS.

Also included in the EYFS are the **seven Areas of Learning**. They are:

- **Communication and Language**
- **Personal, Social and Emotional Development**
- **Physical Development**
- **Literacy**
- **Mathematics**
- **Understanding the World**
- **Expressive Arts and Design**


At the end of the EYFS, there are 17 **Early Learning Goals** that children are expected to achieve.




# Read Write Inc.

**Aim:** To ensure that **all** children can read and write fluently by the end of KS1.

Children need **good word recognition** skills and **good language comprehension** processes to be able to read.




# Alphabetic Code




The English language has:

- 26 letters
- 44 sounds
- Over 150 different ways of writing those sounds.
- Reception children will learn 37 sounds, including 10 digraphs.

 We have one of the most complicated alphabetical codes in the world.

# Read Write Inc.

- Fun, interactive and fast paced.
- Children should say, read, write and hear sounds.
- In reception we teach the children to learn one way to write each sound and at least 10 digraphs.



Consonant sounds – stretchy

f	l	m	n	r	s	v	z	sh	th	ng
										nk

Consonant sounds – bouncy


b	c	d	g	h	j	p	qu	t	w	x	y	ch
k												

Vowel sounds – bouncy


a	e	i	o	u	ay	ee	igh	ow
---	---	---	---	---	----	----	-----	----

Vowel sounds – stretchy

oo	oo	ar	or	air	ir	ou	oy
----	----	----	----	-----	----	----	----



Can you read this text?



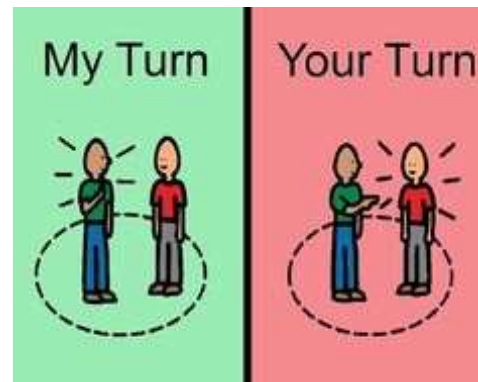

Won morning a tighnee  
ant crorld up a torl  
blayd ov gras for a vyoo  
of the rivir.





We give children a hook to learn the sound by using pictures the same shape as the letter.

Children then read books which are closely matched to the sounds they have been taught.



# Books to read at home.


- No words to develop story language  
This will help children to use the picture clues, create their own stories and develop their comprehension and inference skills.

- Blending books

- Ditties




- book bag books- simple


sentences containing sounds that they have been taught.




# Read Write Inc.

- Children are assessed every half term.
- Children are grouped across Reception.
- Fast Track tutoring.







Although children do not recognise all sounds initially we do read books to the children that contain all the sounds in the English language.




Children who read or who are read to for at least 20 minutes per day are exposed to over **1.8 million** words per year.

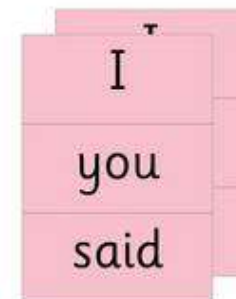


# How to Help at Home

- Develop language comprehension skills and increase vocabulary.
- Read stories to your child as often as you can.
- Help your child to learn the **green** and **red** words.
- Recap the sounds booklet that will be sent home after each group of new sounds has been taught.
- Encourage blending and segmenting
- Use 'pure' sounds.
- Watch the short videos that will be sent home which match the sounds they have been learning in school.




Please keep  
the folders in  
your child's  
bag and their  
booklet will  
be put in  
there



# Home Readers

- New book every week. Copy of book read in school and a matching book bag book.
- Listen to your read child as much as possible.
- Encourage 'storytellers voice'
- Encourage children to 'Fred in your head' as soon as they are able.
- Write a brief comment and/or sign their in the reading log.
- Please return books to school each day in their folder.
- Your child will begin with a picture book. This will help children to use the picture clues, create their own stories but develop their comprehension and inference skills.
- You may receive the same book twice, this will support children's fluency.





# READ TO SUCCEED INCENTIVES

Weekly Class Dojo points



Golden Book class prizes




End of term raffle prizes



End of year raffle prizes



Weekly certificates





## CLASS DOJO REWARDS

---



• Platinum- Reading 6-7 times a week = 5 dojos





Gold – Reading 4-5 times a week = 3 dojos



Silver – Reading 2-3 times a week = 2 dojos



Bronze- Reading once a week = 1 dojos



## Online resources available

---

Ruth Miskin Parents' Page:


<https://www.ruthmiskin.com/parents/>

Ruth Miskin Facebook:


<https://www.facebook.com/miskin.education>

Free e-books for home reading:

<http://www.oxfordowl.co.uk/Reading/>



# Any Questions?



Please feel free to contact the school on 0191 415 5050 or email at [info@rickletonprimary.co.uk](mailto:info@rickletonprimary.co.uk) if you have any questions.

